



# Deep Surveys with the Westerbork Synthesis Radio Telescope

## Cosmic Star Formation & Supermassive Blackhole Growth


---

Rogier Windhorst (ASU) — JWST Interdisciplinary Scientist



*Symposium honoring Prof. Wim Brouw's 77<sup>th</sup> birthday*

*Radiosterrewacht Dwingeloo; The Netherlands, Friday, July 7, 2017*



"Just checking."

After my dissertation on WSRT, I worked on smaller telescope: HST & JWST.



- Wim Brouw has taught us the perfection of Radio Interferometry
- His work laid the foundation of Dutch Radio Astronomy
- It had other unintended, but beneficial side-effects: ...
- Unbeknownst to Wim, he is responsible for recruiting me into astronomy:



# Wimsym77


## 6-7 July, 2017

- Wim Brouw has taught us the perfection of Radio Interferometry
- His work laid the foundation of Dutch Radio Astronomy
- It had other unintended, but beneficial side-effects: ...
- Unbeknownst to Wim, he is responsible for recruiting me into astronomy:
- Wim and I went to the same highschool: Christelijk Lyceum in Dordrecht.



- Wim Brouw has taught us the perfection of Radio Interferometry
- His work laid the foundation of Dutch Radio Astronomy
- It had other unintended, but beneficial side-effects: ...
- Unbeknownst to Wim, he is responsible for recruiting me into astronomy:
- Wim and I went to the same highschool: Christelijk Lyceum in Dordrecht.
- In Sept. 1971, highschool teachers showed me the work of alumnus Wim:

DATA PROCESSING FOR THE WESTERBORK SYNTHESIS RADIO TELESCOPE



W.N. BROUW

- This caused a major phase transition in my life, and in their lives:

# The immediate impact of Brouw's Thesis in Dordrecht, 1971:

Dr. C. Hoogendoorn (Math):

## The immediate impact of Brouw's Thesis in Dordrecht, 1971:

Dr. C. Hoogendoorn (Math): "Rogier, this Dissertation contains Math that is way over my head."



## The immediate impact of Brouw's Thesis in Dordrecht, 1971:

Dr. C. Hoogendoorn (Math): "Rogier, this Dissertation contains Math that is way over my head."

Mrs. C. v. Praag (German):

## The immediate impact of Brouw's Thesis in Dordrecht, 1971:

Dr. C. Hoogendoorn (Math): "Rogier, this Dissertation contains Math that is way over my head."

Mrs. C. v. Praag (German): "It is so great to see that something good has come from Westerbork!"

## The immediate impact of Brouw's Thesis in Dordrecht, 1971:

Dr. C. Hoogendoorn (Math): "Rogier, this Dissertation contains Math that is way over my head."

Mrs. C. v. Praag (German): "It is so great to see that something good has come from Westerbork!"

Mr. Herman Hol (French):

## The immediate impact of Brouw's Thesis in Dordrecht, 1971:

Dr. C. Hoogendoorn (Math): "Rogier, this Dissertation contains Math that is way over my head."

Mrs. C. v. Praag (German): "It is so great to see that something good has come from Westerbork!"

Mr. Herman Hol (French): "This math can't possibly be hard: It was invented by a Frenchman in the 1700's!"

## The immediate impact of Brouw's Thesis in Dordrecht, 1971:

Dr. C. Hoogendoorn (Math): "Rogier, this Dissertation contains Math that is way over my head."

Mrs. C. v. Praag (German): "It is so great to see that something good has come from Westerbork!"

Mr. Herman Hol (French): "This math can't possibly be hard: It was invented by a Frenchman in the 1700's!"

Drs. J. ten Hope (Physics):


## The immediate impact of Brouw's Thesis in Dordrecht, 1971:

Dr. C. Hoogendoorn (Math): "Rogier, this Dissertation contains Math that is way over my head."

Mrs. C. v. Praag (German): "It is so great to see that something good has come from Westerbork!"

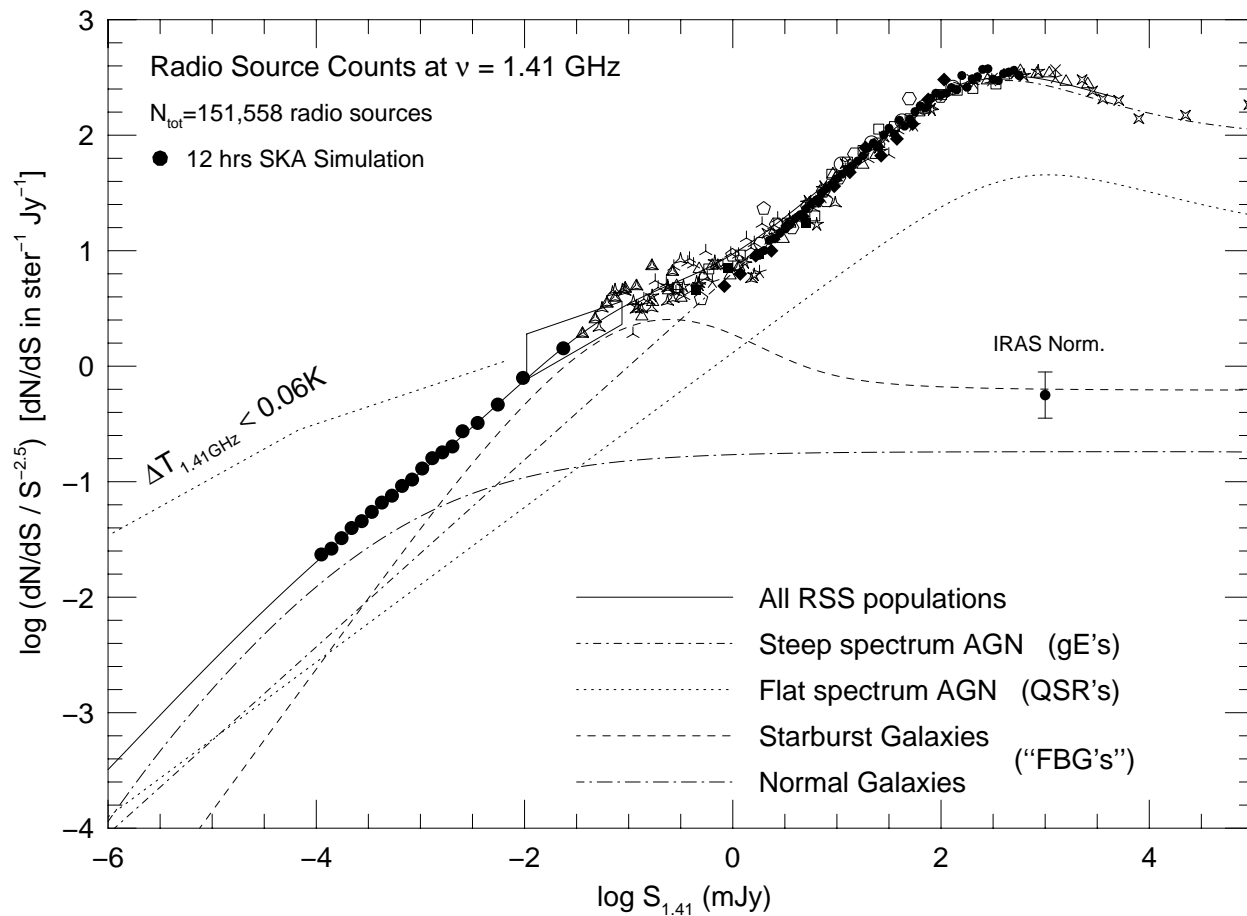
Mr. Herman Hol (French): "This math can't possibly be hard: It was invented by a Frenchman in the 1700's!"

Drs. J. ten Hope (Physics): "You ought to follow in Brouw's footsteps: Go work for Oort & van der Laan in Leiden."



Westerbork traced **Cosmic Star Formation** and **Actively Galactic Nuclei**:

- **Young Objects** and **Old objects** with redshift, or
- **Stellar Birth** and **Stellar Demise** over cosmic time.



Normalized differential 1.41 GHz source counts (Windhorst et al. 1985, 1993, 2003; Hopkins et al. 2000) from 100 Jy to 100 nJy. Filled circles below  $10\mu\text{Jy}$  : 12-hr SKA simulation of Hopkins et al. (2000).

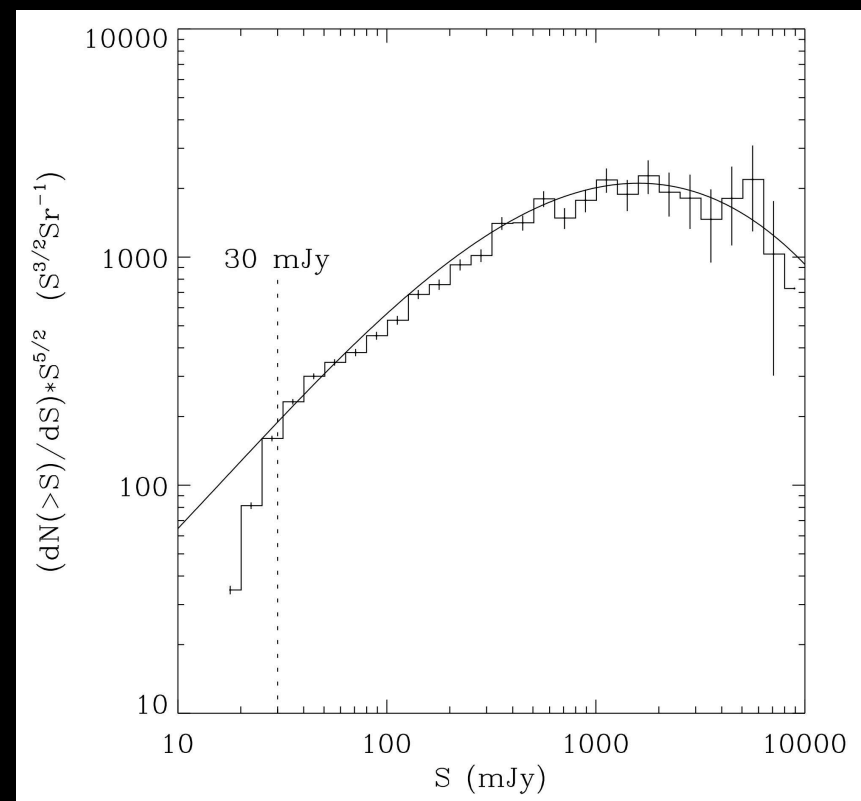
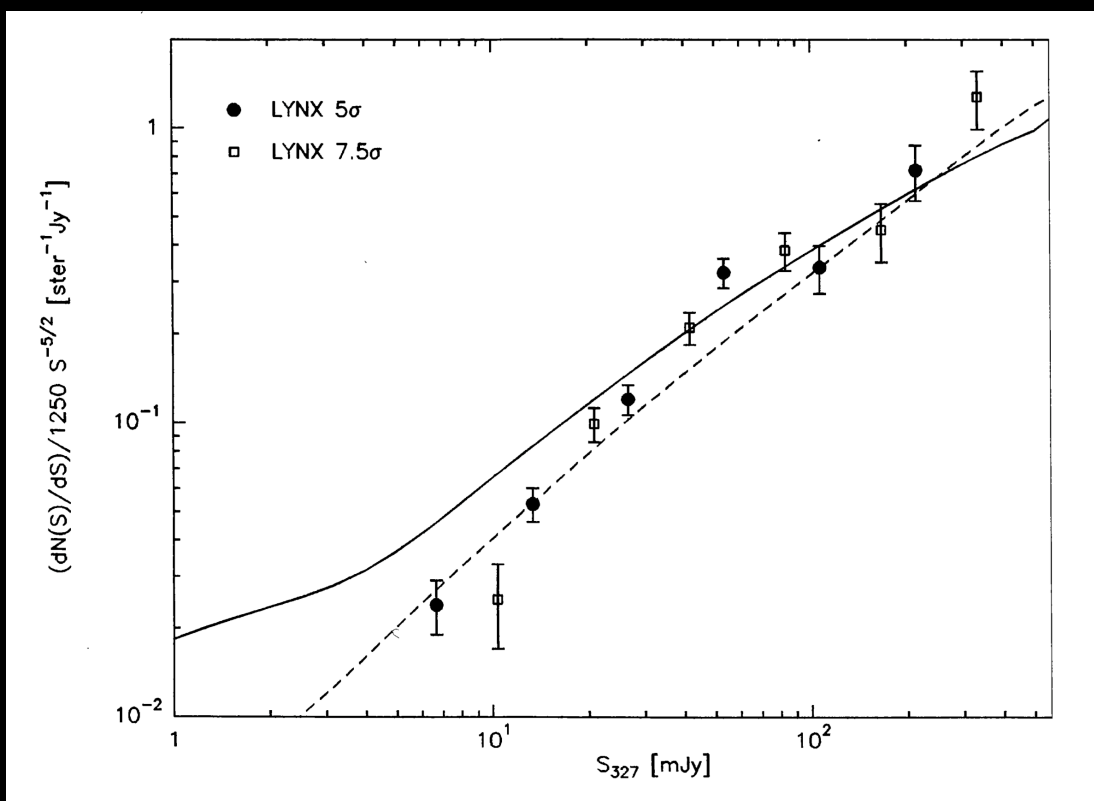
Models: giant ellipticals (dot-dash) and quasars dominate the counts to 1 mJy, starbursts (dashed) below 1 mJy. Normal spirals at cosmological distances (dot-long dash) will dominate the SKA counts below 100 nJy.



# The Westerbork Northern Sky Survey (WENSS)

## I. A 570 square degree Mini-Survey around the North Ecliptic Pole\*

R.B. Rengelink<sup>1</sup>, Y. Tang<sup>2</sup>, A.G. de Bruyn<sup>2,3</sup>, G.K. Miley<sup>1</sup>, M.N. Bremer<sup>1,4</sup>, H.J.A. Röttgering<sup>1,4,5</sup>, and M.A.R. Bremer<sup>1,6</sup>



Upturn below 1 mJy in 1.4 GHz source counts not seen in WENSS and other WSRT 327 MHz surveys  $\rightarrow$  upturn due to a flatter spectrum population?

● All such surveys only possible with WSRT's fantastic dynamic range thanks to Wim Brouw's perfected calibration methods (Rengelink et al. A&A Supp., 124, 25).



# Upper Limits on the 21 cm Epoch of Reionization Power Spectrum from One Night with LOFAR

A. H. Patil<sup>1</sup>, S. Yatawatta<sup>1,2</sup>, L. V. E. Koopmans<sup>1</sup>, A. G. de Bruyn<sup>1,2</sup>, M. A. Brentjens<sup>2</sup>, S. Zaroubi<sup>1,3</sup>, K. M. B. Asad<sup>1,4,5</sup>, M. Hatef<sup>1</sup>, V. Jelić<sup>1,2,6</sup>, M. Mevius<sup>1,2</sup>, A. R. Offringa<sup>2</sup>, V. N. Pandey<sup>1,7</sup>, H. Vedantham<sup>1,7</sup>, F. B. Abdalla<sup>4,8</sup>, W. N. Brouw<sup>1</sup>, E. Chapman<sup>8,9</sup>, B. Ciardi<sup>10</sup>, B. K. Gehlot<sup>1</sup>, A. Ghosh<sup>1,5</sup>, G. Harker<sup>1,8,11</sup>, I. T. Iliev<sup>12</sup>, K. Kakiichi<sup>10</sup>, S. Majumdar<sup>9</sup>, G. Mellema<sup>13</sup>, M. B. Silva<sup>1</sup>, J. Schaye<sup>14</sup>, D. Vrbanec<sup>10</sup>, and S. J. Wijnholds<sup>2</sup>

<sup>1</sup> Kapteyn Astronomical Institute, University of Groningen, P.O. Box 800, 9700 AV Groningen, The Netherlands; [koopmans@astro.rug.nl](mailto:koopmans@astro.rug.nl)

<sup>2</sup> ASTRON, P.O. Box 2, 7990 AA Dwingeloo, The Netherlands

<sup>3</sup> Department of Natural Sciences, The Open University of Israel, 1 University Road, P.O. Box 808, Ra'anana 4353701, Israel

<sup>4</sup> Department of Physics and Electronics, Rhodes University, P.O. Box 94, Grahamstown, 6140, South Africa

<sup>5</sup> Department of Physics, University of Western Cape, Cape Town 7535, South Africa

<sup>6</sup> Ruđer Bošković Institute, Bijenička cesta 54, 10000 Zagreb, Croatia

<sup>7</sup> Cahill Center for Astronomy and Astrophysics, MC 249-17, California Institute of Technology, Pasadena, CA 91125, USA

<sup>8</sup> Department of Physics and Astronomy, University College London, Gower Street, WC1E 6BT, London, UK

<sup>9</sup> Department of Physics, Blackett Laboratory, Imperial College, London SW7 2AZ, UK

<sup>10</sup> Max-Planck Institute for Astrophysics, Karl-Schwarzschild-Straße 1, D-85748 Garching, Germany

<sup>11</sup> Center for Astrophysics and Space Astronomy, Department of Astrophysics and Planetary Sciences, University of Colorado at Boulder, CO 80309, USA

<sup>12</sup> Astronomy Centre, Department of Physics and Astronomy, Pevensey II Building, University of Sussex, Brighton BN1 9QH, UK

<sup>13</sup> Department of Astronomy and Oskar Klein Centre for Cosmoparticle Physics, AlbaNova, Stockholm University, SE-106 91 Stockholm, Sweden

<sup>14</sup> Leiden Observatory, Leiden University, P.O. Box 9513, 2300RA Leiden, The Netherlands

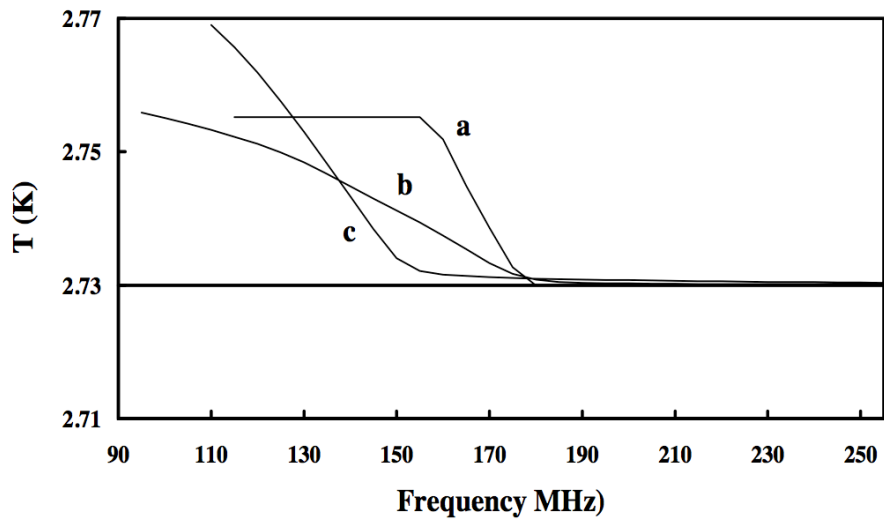
Received 2016 September 13; revised 2017 February 27; accepted 2017 February 27; published 2017 March 24

## Abstract

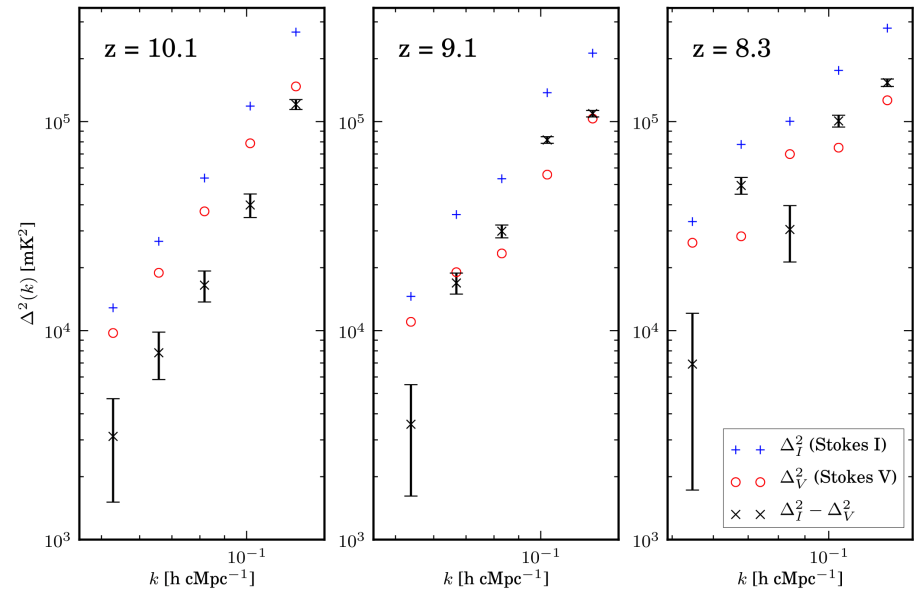
We present the first limits on the Epoch of Reionization 21 cm HI power spectra, in the redshift range  $z = 7.9\text{--}10.6$ , using the Low-Frequency Array (LOFAR) High-Band Antenna (HBA). In total, 13.0 hr of data were used from observations centered on the North Celestial Pole. After subtraction of the sky model and the noise bias, we detect a non-zero  $\Delta_r^2 = (56 \pm 13 \text{ mK})^2$  ( $1\text{-}\sigma$ ) excess variance and a best  $2\text{-}\sigma$  upper limit of  $\Delta_{21}^2 < (79.6 \text{ mK})^2$  at  $k = 0.053 \text{ h cMpc}^{-1}$  in the range  $z = 9.6\text{--}10.6$ . The excess variance decreases when optimizing the smoothness of the direction- and frequency-dependent gain calibration, and with increasing the completeness of the sky model. It is likely caused by (i) residual side-lobe noise on calibration baselines, (ii) *leverage* due to nonlinear effects, (iii) noise and ionosphere-induced gain errors, or a combination thereof. Further analyses of the excess variance will be discussed in forthcoming publications.

*Key words:* dark ages, reionization, first stars

Due to Wim's — & Ger's — dedicated efforts to perfect LOFAR calibration, we're now getting close to an HI Reionization power-spectrum detection!!



**Fig. 1.** Expected brightness temperature of the cosmic background in the vicinity of the HI reionization edge as a function of observing frequency. Three cases are shown for the HI step, (a): the case from Eq. (5) with  $z_{ion} = 7$ ,  $\Delta z = 1$  and  $h = 0.7$ , (b) and (c): revised results provided by N. Gnedin (private communication) from the simulations by Gnedin & Ostriker (1997) and Baltz et al. (1998) case A respectively, with  $\Omega_M = 0.35$ ,  $\Omega_\Lambda = 0.65$ , and  $h = 0.7$ .



**Figure 8.** Spherically averaged Stokes I and V power spectra after GMCA for L90490. From left to right are shown the redshift ranges  $z = 9.6-10.6$ ,  $z = 8.7-9.6$ , and  $z = 7.9-8.7$  from left to right, respectively. The mean redshifts are indicated in the panels.

**Table 3**  
 $\Delta_{21}^2$  Upper Limits at the 2- $\sigma$  Level

$k$ ( $h \text{ cMpc}^{-1}$ )	$z = 7.9-8.7$ ( $\text{mK}^2$ )	$z = 8.7-9.6$ ( $\text{mK}^2$ )	$z = 9.6-10.6$ ( $\text{mK}^2$ )
0.053	(131.5) <sup>2</sup>	(86.4) <sup>2</sup>	(79.6) <sup>2</sup>
0.067	(242.1) <sup>2</sup>	(144.2) <sup>2</sup>	(108.8) <sup>2</sup>
0.083	(220.9) <sup>2</sup>	(184.7) <sup>2</sup>	(148.6) <sup>2</sup>
0.103	(337.4) <sup>2</sup>	(296.1) <sup>2</sup>	(224.0) <sup>2</sup>
0.128	(407.7) <sup>2</sup>	(342.0) <sup>2</sup>	(366.1) <sup>2</sup>

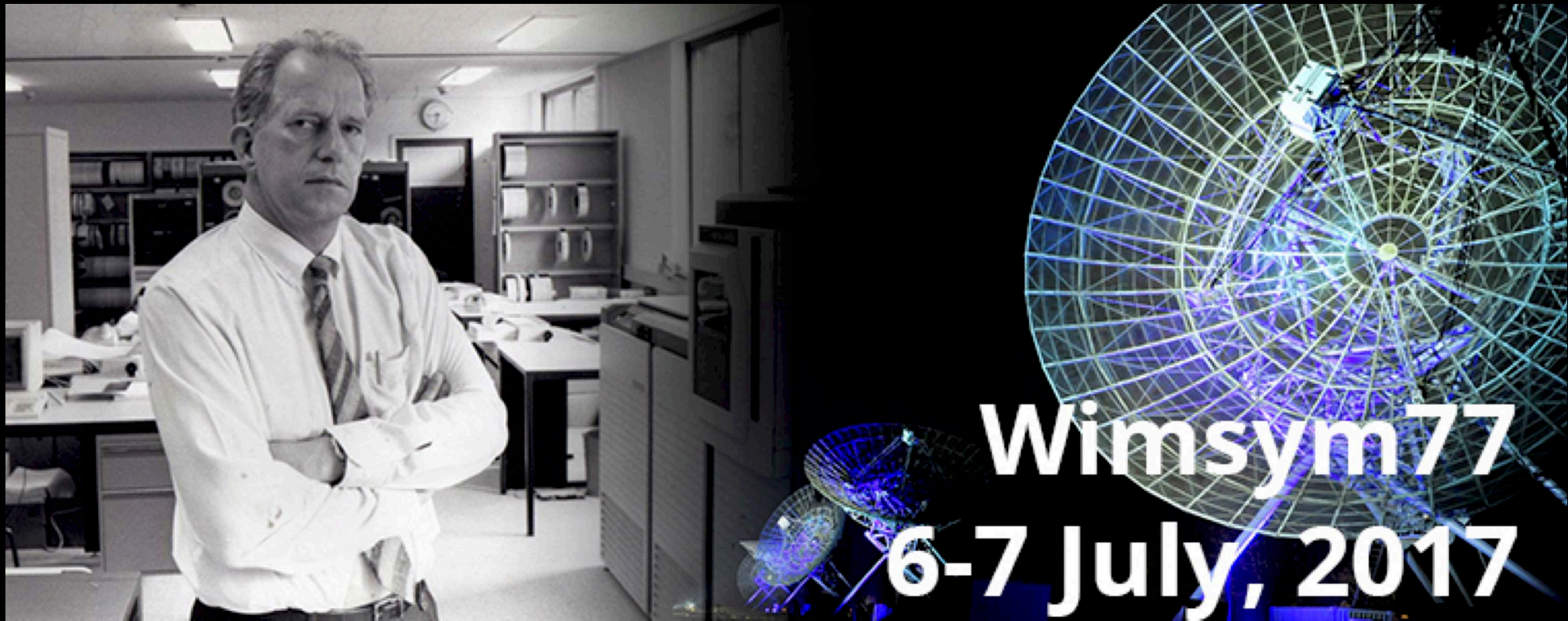
- beam. With the current 20,800 component model, we still notice improvements when new sources are added.
2. Include diffuse Stokes Q, U, and (if possible) diffuse Stokes I emission in the sky model and (if possible) avoid the split-baseline approach. This should reduce the excess variance as tests have shown, due to the elimination of *leverage*, while not suppressing diffuse emission.
  3. Improve GMCA foreground subtraction, or replace it by a spectrally smooth diffuse foreground model and subtract it in the  $uv$ -plane on short baselines.

In Shaver et al. (1999), I never thought we'd see the  $z \gtrsim 8$  Reionization signal in redshifted Ly $\alpha$  — it's too close to the Geocoronal 1.083  $\mu\text{m}$  He-line.

(see Shaver, Windhorst, Madau, & de Bruyn, 1999, A&Ap, 345, 380).

However, in redshifted HI, the Reionization signal may be tractable, if one can subtract all extragalactic sources and bright diffuse Galactic foreground.

● With state-of-the-art LOFAR calibration — first pioneered for WSRT by Wim Brouw — we're getting close to an HI Reionization power-spectrum detection! (see Patil, Yatawatta, Koopmans, de Bruyn, et al. (incl W. N. Brouw), 2017, ApJ, 838, 65).



Thank you, Wim, for everything you did for Dutch (Radio) Astronomy:

- For mailing a copy of your career-changing Dissertation to Dordrecht!
- For your state-of-the-art, triple-blackbelt calibration pipelines!
- For enabling WSRT (and LOFAR) to obtain the very best dynamic range.
- For enabling WSRT to do very high-fidelity, deep radio surveys.
- For your excellent, sustained leadership in Dutch Radio Astronomy!

# SPARE CHARTS

---